

**INFORMATION  
ABOUT USING  
BICYCLES**

**Barcelona  
City Council**



Using bicycles to travel around cities has an important role to play in improving the quality of life of their inhabitants: it is one of the most appropriate and sustainable urban mobility options, positively impacts air quality and people's health, and makes it possible to recover quality public space. At the same time, due to its lower pollution and greater possibilities for interaction between people using public roads, cycling also enhances the wellbeing of residents. As a result bikes should have greater prominence as it has been shown that promoting this vehicle as a regular means of transport leads to safer, more sustainable, fairer and more efficient mobility which brings great benefits to the city. **Because bikes are definitely the world's best invention.**





**Bikes are the fastest means of transport over short distances and ideal for combining with public transport.**



**WHERE  
CAN YOU RIDE  
YOUR BIKE?**

**The main things for travelling  
by bike safely in Barcelona are  
using your common sense, riding  
carefully and sticking to the rules.**

**In the city you should cycle in the road and specially designated areas. You must stick to road traffic rules because a bicycle is a vehicle too.**

## ROAD

You can cycle in the road, preferably in the lane closest to the pavement and in the middle of it.

A bike lane can only be used by bikes and you have right of way over other vehicles when they turn right or left across it. Pedestrians cannot walk or run in or otherwise take up bike lanes except to go across them at the marked crossings.

### Streets with a 30 kph speed limit

In these streets bikes have right of way over vehicles but not pedestrians. In these streets you have to cycle in the direction indicated for the street as long as there isn't a bike lane which lets you cycle in the opposite direction in a separate area.



### Pedestrian priority streets

(Pedestrianised streets in which the roadway and the pavement are at the same level with a 10 or 20 kph speed limit)

Bicycles have right of way over other vehicles but not pedestrians. You can cycle in both directions as long as there are no specific signs saying you can't.

## PAVEMENT

If there is no specially designated bike lane in the road or painted on the pavement, you can ride your bike on pavements, areas between the pavement and the road and on walkways as long as:

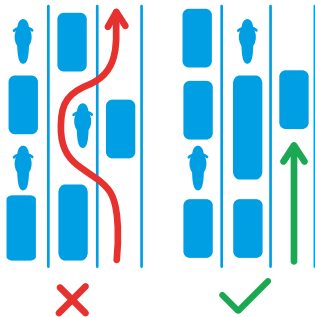
- The pavement is more than 4.75 wide and there is 3 metres of clearance, until November 2016. From then on, on pavements 5 metres or more wide and with 3 metres of clearance.
- You are cycling between 10 pm and 7 am and the pavement, the area between the pavement and the road or the walkway is more than 4.75 metres wide and there is 3 metres of clearance.
- The people cycling are children under 12 and the adults accompanying them.

## HOW SHOULD YOU RIDE YOUR BICYCLE?

When riding your bike you must be in a proper riding position so you can do so safely and securely.

That means you CANNOT:

- Ride your bike only on one wheel.
- Hold onto moving vehicles.
- Ride without your hands on the handlebar.
- Zigzag between moving vehicles.
- Carry objects that impede manoeuvring or reduce your vision.
- Ride when wearing headphones connected to receivers or media players.



**When riding in pedestrian areas and on permitted pavements you must:**

- Reduce speed when you go across a pedestrian crossing.
- Give way to pedestrians and avoid any manoeuvres that might endanger their safety.
- Cycle at least 1 metre from the front walls of buildings and keep an eye out for people who might step out of buildings onto the pavement.

**When cycling in public parks you must:**

- Give way to pedestrians.
- Respect the natural environment (you must not cycle on flowerbeds or other areas with plants) and street furniture.
- Obey the signs and follow cycle lanes and paths on paved or earth areas if there are any.



**A car uses 100 times more energy than a bike.**



**A cyclist takes up 20 times less space than a driver.**

**Doing 1 km by bike is 50 times cheaper than doing it in a car occupied by a single person.**



## DRIVERS OF MOTOR

## VEHICLES MUST:

- Leave a safety distance of not less than three metres when driving behind a cyclist and overtake them using the adjacent lane and leaving a gap of at least 1.5 m.
- Vehicles may not drive, stop or park in bike lanes, cycle paths and areas reserved for parking bicycles.
- Vehicles may not make manoeuvres that endanger the safety of cyclists or flash their lights or honk their horns to try to get a cyclist to change their course or speed.



**80% of noise and 50% of air pollution comes from**

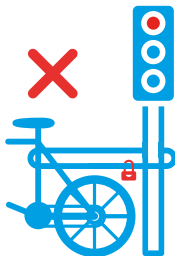
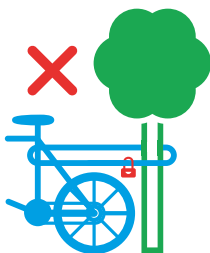
**motor vehicles. Greater use of bikes helps to improve**

**the environmental quality of the city.**

## WHERE CAN YOU LEAVE YOUR BIKE?

Ideally you will leave your bike in areas designated for this purpose (bike racks or underground facilities). If there are no such places, you can leave it elsewhere in the street except for:


- Traffic lights, trees, benches, dumpsters, litter bins, bus shelters and street furniture where this will interfere with their normal use.



- Areas reserved for disabled parking, loading and unloading areas, pedestrian crossings, items attached or next to the walls of buildings or used for public service, areas reserved for services or no parking areas, such as public premises, emergency exits, hospitals, clinics and health centres, or in Bicing service areas.

## WHAT SAFETY FEATURES DOES YOUR BIKE NEED?

Your bike must have a bell and also a front light (white) and rear light (red) and type-approved reflectors when riding at night or in weather and environmental conditions with poor visibility.



## HOW MANY PASSENGERS CAN YOUR BICYCLE CARRY?

Bicycles can pull a trailer approved for carrying people, animals or goods as long as the rider is over 18 and under his or her own responsibility.

You can carry a child up to the age of 7 in an extra seat, trailer, semitrailer, bicycle trailer or other duly authorised means of transport. Children being carried must wear a type-approved helmet.



**THE BIKE,  
THE WORLD'S  
BEST IDEA**

**Learn more at:**

**[barcelona.cat/bicicleta](http://barcelona.cat/bicicleta)**

**#BCNenbici**